



The best seats in the house

ACROMAT

Spirit of excellence

CONTENTS

Planning & Technical Advisory Service	4
What is Retractable Seating	4
Why use Retractable Seating	4
Selection of Retractable Tiered Seating	5
Acromat Retractable Seating Definitions	5
<i>Platform & Seat Selection</i>	
S10 Stadium Seating for Indoors or Outdoors	6
S20 Sport Stadium & Assembly Hall Seating	8
S60 Theatre & Auditorium Seating	10
S80 Auditorium Seating	12
S100 Auditorium Seating	13
Seating Gallery	14
Platform Specifications	52
Seat Specifications	54
How to Estimate Seating Capacity	56
Standard Dimensions	56
Seating - Fixed Platforms	57
Seats & Benches Wall Mounted	57
<i>Staging</i>	
Modular Stages	58
Roll-Out Stages	60
Retractable Stages	61
Mobile Under-Stage Storage Trolley	62



Acromat is known at the highest level among the international athletics community for excellence in the design and manufacture of gymnasium and sporting equipment. We are equally selected to design and manufacture innovative fixed, mobile and retractable seating solutions for stadia and auditoria. It is our planning and advisory service which sets us apart. As the Sydney Olympics and Sydney Opera House did, you also can benefit from the same level of expertise, care and excellence.



Photos,

Acromats premium seating solution for the Sydney Opera House.

Planning and Technical Advisory Service

When preparing seating for your venue, it is critical to incorporate the platform design in the planning stage. This will ensure your seating conforms to the anticipated functions of the facility.

Step 1

Budgeting

1. Select the platform system, S10, S20, S60.
2. Select the seat you require.
3. Use the charts to estimate number of seats and establish approximate dimensions.
4. Contact Acromat for the latest budgeting prices.
5. Multiply budgeting prices by the number of seats to arrive at an approximate cost.

Step 2

If you are happy with budgeting price ask Acromat to provide, free of charge or obligation,

- > Seating layouts
- > Cost estimates
- > Estimated floor loads.

Acromat will require the following to provide these services:

- > Anticipated patterns of usage
- > Desired spectator capacity
- > Drawings of building:
 - Floor plan
 - Internal wall elevations
 - Sections of floor, walls and ceiling
- > Your selection of platform
- > Your selection of seat
- > Your special seating requirements.

What is Retractable Seating

Acromat retractable seating is rows of tiered platforms that can easily store away when the area is to be used for other purposes.

Each platform stores under the one above minimising storage area.

Specially designed folding seats fit to the platform and remain on the platform when stored.

Why use Retractable Seating

Retractable tiered seating offers:

- > Optimum use of facility space
- > Savings on land and building cost
- > Increased revenue potential
- > Fast and imaginative seating arrangements
- > Comfortable and optimum viewing for patrons.

Selection of Retractable Tiered Seating

Portable retractable tiered seating

- > The ability to alter seating layouts can be critical to the success of theatre, conference and sporting events.
- > Portable retractable seating can be moved quickly and easily to new locations within the building.
- > Portable retractable seating can be moved by mechanical trolleys, airlift trolleys or fork-lifts.
- > The length and number of platforms are limited by the total weight, floor type and the method of transport.

Fixed retractable tiered seating

- > The ability to allow full utilisation of the available floor area quickly and efficiently.
- > Units can be divided into smaller sections for manual operation with limited rows or motorised to allow unit to extend and retract as one.
- > Motorised fixed units allow increased number of rows, up to 20 and increased length up to 40 metres with standard designs.

Acromat Retractable Seating Definitions

Platform Definitions

- > Platform width - the distance in millimetres from front to back. Standard dimensions used in this catalogue are minimums. All platform widths can be increased to suit customer's requirements.
- > Platform length - measured in millimetres from end to end of seating. The number of chairs in a row will determine the platform length.
- > Rise - the vertical distance measured from one platform to the next. The rise dimensions in this catalogue are minimum with standard designs. The rise can be decreased for special applications. This usually will increase cost. The rise can be increased to improve sight lines or to fit building dimensions.
- > Mobile Unit manual operation - lifted by mechanical trolleys, manually moved and manually extended and retracted.
- > Mobile Unit automatic extension and retraction - lifted by mechanical trolley, manually moved, and extended and retracted using motors.
- > Mobile Unit fully automatic - unit is moved using motors, extension and retraction is motorised.
- > Fixed Unit manual operation - fixed to the wall or floor. Manually extended and retracted.
- > Fixed Unit automatic extension and retraction - fixed to the wall or floor, extended and retracted using motors.

Seat Definitions

- > Seats manual operation - chairs are ganged in threes and twos. A foot-controlled mechanism allows the seats to fold into the stored position.
- > Seats automatic operation - chairs are ganged on a continuous beam. A push-button system automatically raises and lowers the chairs.
- > Seat fully upholstered - seat and back are covered with a slide-on cover and zipped closed.
- > Seat with upholstered inserts - seat and back have an upholstered pad only on the front surfaces.
- > Seat centres - the distance between seat centres adjacent to each other. Catalogue uses the minimum seat of 460mm. Seat centres can be increased to improve comfort.

Handrails

- > Handrails removable - panel type design to suit sockets in the platform. Side handrails must be removed to retract unit.
- > Handrails fixed - panel type design bolted to the platforms. Side handrails retract with the platform.



The use of cost-effective construction makes this seating outstanding value. The audience is seated at the front of the platform with their feet on the platform below. The platforms may be used without seats or for increased comfort a bench seat is fitted. For swimming pool areas of high humidity

or external seating, platforms are made of a waterproof material with non-slip surfaces. The steel structure is hot dipped galvanised to protect from corrosion.

Minimum dimensions are shown using standard construction. Dimensions can be increased or decreased with the

use of special designs to suit building requirements. Changing the rise will increase or decrease seat height and will affect comfort. Platform coverings or special timber finishes can be selected to suit your requirements.

A Type 11
Raised Timber Bench Seat



A

B Type 12
Continuous Cushion Bench Seat





B

C Type 13
Contoured Timber Bench Seat

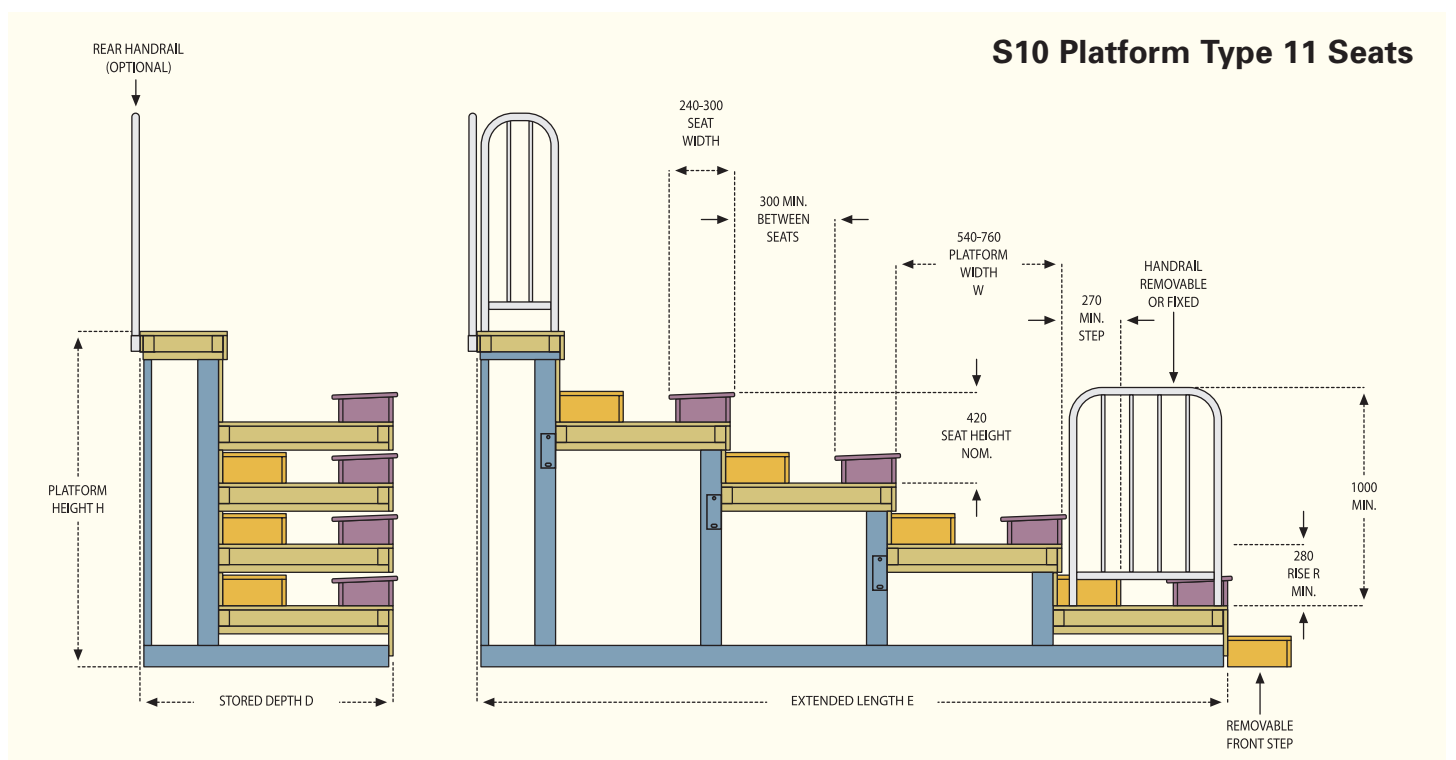


C



1, 2 and 3
 Carpeted platforms
 No seats
 Fixed unit manual
 operation

4, 5 and 6
 Timber platforms
 No seats
 Mobile units manual
 operations





A

A Type 21
Continuous cushioned bench seat
with backrest



B

B Type 22
Moulded high density
polyethylene seat & backrest



C

C Type 23A
Upholstered insert seat
& backrest



D

D Type 23B
Fully upholstered seat
& backrest

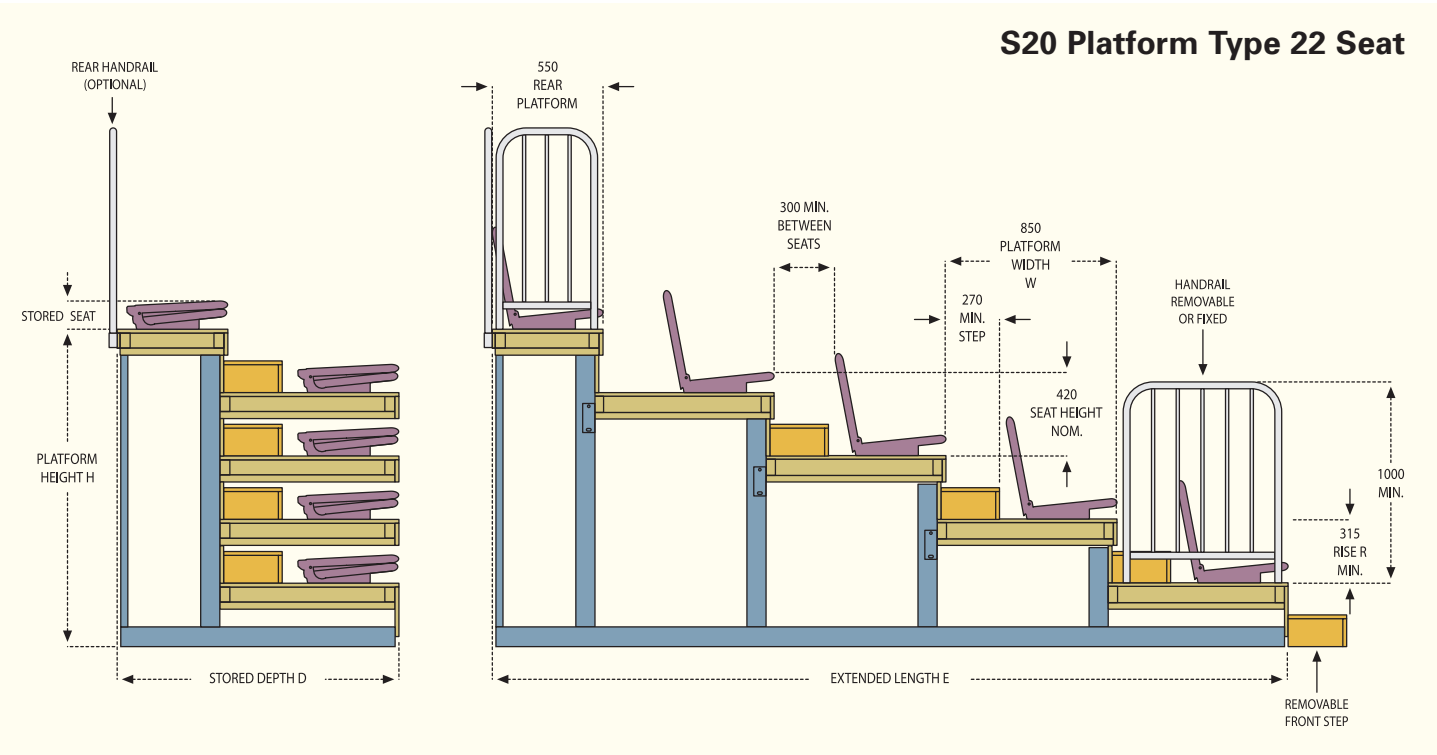
The increased platform depth and seats with backrests, provides the audience with more leg-room and greater seating comfort. The seat backrest simply folds down when units are retracted, ensuring savings in set-up time. The audience is seated at the front of the platform with their feet on the platform below.

Seats with backrests, padded and non-padded can be selected to fit the S20 platform. Minimum dimensions are shown using standard construction. Dimensions can be increased or decreased, to suit building requirements. Changing the rise will increase or decrease seat height and will affect comfort.

Platform coverings or special timber finishes can be selected to suit your requirements.



- 1 and 2**
 Timber platforms
 Type 23A seat
 Fixed unit automatic
 extension and
 retraction
- 3**
 Hardwood platforms
 for external use
 Type 22 seat
 Galvanised frames
 Fixed unit manual
 operation
- 4 and 5**
 Carpeted platforms
 Type 23A seat
 Mobile unit manual
 operation
- 6**
 Timber platforms
 Type 21 seat
 Fixed unit manual
 operation





A high quality seating system used where audience comfort, good sight lines and a maximum number of rows are of prime consideration.

Individual chairs fixed to the rear of the platform ensure good leg-room and comfortable seating position. When the seating unit is retracted, the seats store flat within the platform.

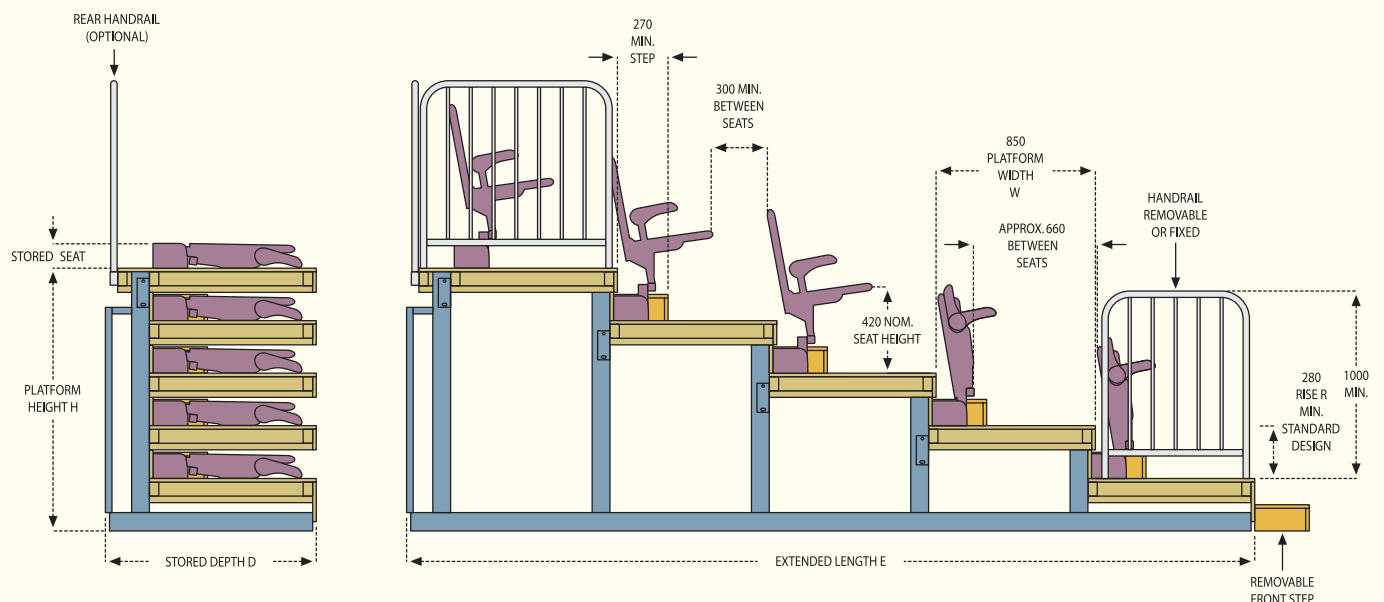
Chair selection will influence seat centres, number of seats in a row, comfort and platform rise. See seat specifications for details. Acromat can fit alternate manufacturer's chairs to their platforms. Consult Acromat regarding suitability.

- | | |
|---|---|
| <p>A Type 61
Moulded high density polyethylene seat & backrest</p> <p>B Type 62A
Upholstered insert seat & backrest</p> <p>C Type 62B
Fully upholstered seat & backrest</p> <p>D Type 63A
Upholstered insert seat & back with armrests</p> <p>E Type 63B
Fully upholstered seat & backrest with armrests</p> | <p>F Type 64
Fully upholstered theatre-style seat & backrest with upholstered armrests</p> <p>G Type 61, 62 or 64
Fitted with fold-away writing tablet</p> <p>H Type 65
Fully upholstered superior comfort seat & back with armrests</p> <p>I Type 66
Fully upholstered luxurious theatre-style</p> |
|---|---|



- | | |
|---|--|
| <p>1
Carpeted platforms
Type 66 seat
Fixed unit automatic extension and retraction</p> <p>2, 3 and 4
Carpeted platforms
Type 62B seat
Mobile unit fully automatic</p> | <p>5
Clear urethane-coated platforms
Type 61 seat
Mobile unit moves forward to court side - fully automatic</p> <p>6
Carpeted platforms
Type 65 seat
Fixed unit automatic extension and retraction</p> |
|---|--|

S60 Platform Type 63 Seats



S 8 0 A U D I T O R I U M S E A T I N G

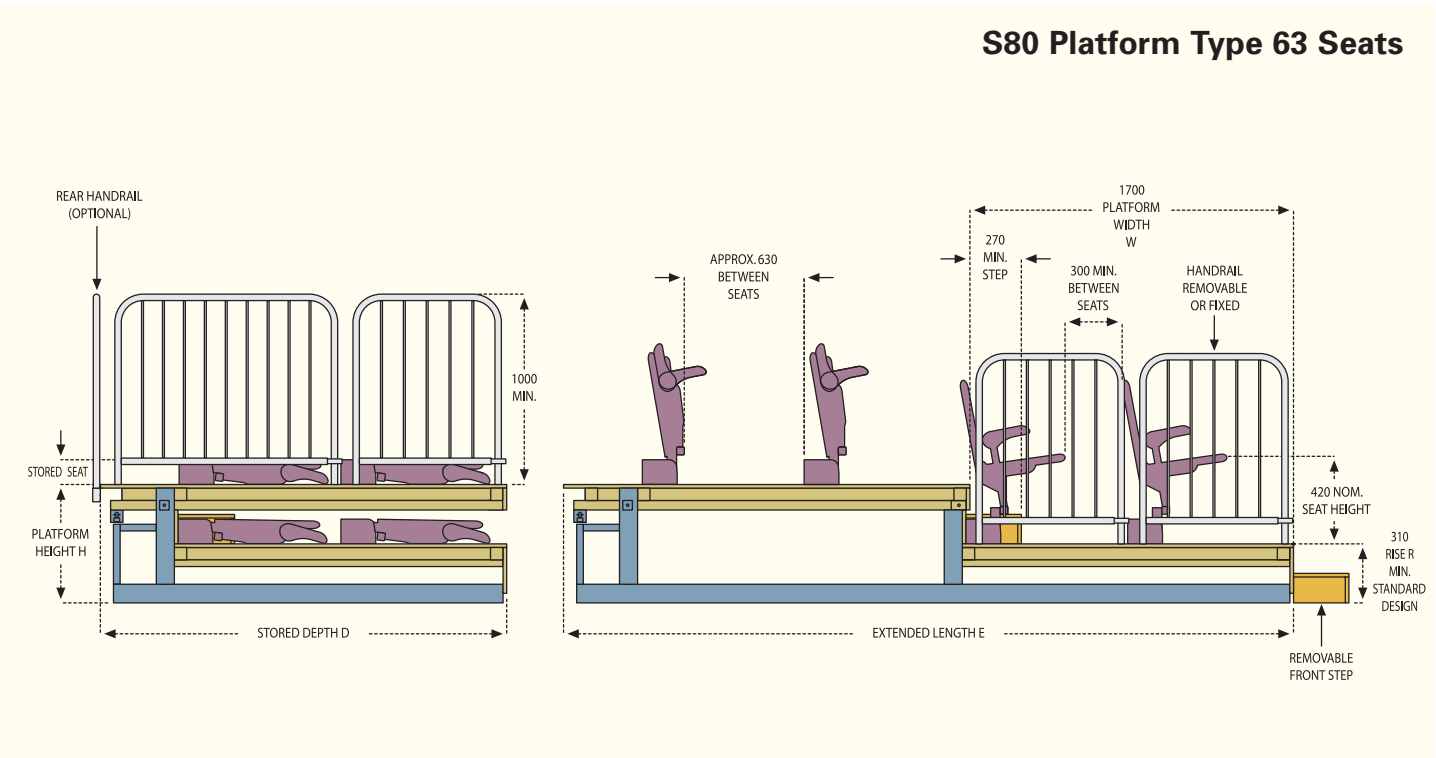
This system is designed for auditoriums where height is restricted. Two rows of seats are fitted to each platform. Due to the two rows, site lines are not as good as the S60 platforms but better than seating on a flat floor. Seats are selected from the S60 range.



1 and 2
Carpeted platforms
Painted risers - Type 61 seat
with writing tablet
Fixed unit automatic extension
and retraction



S80 Platform Type 63 Seats




S 100 AUDITORIUM SEATING

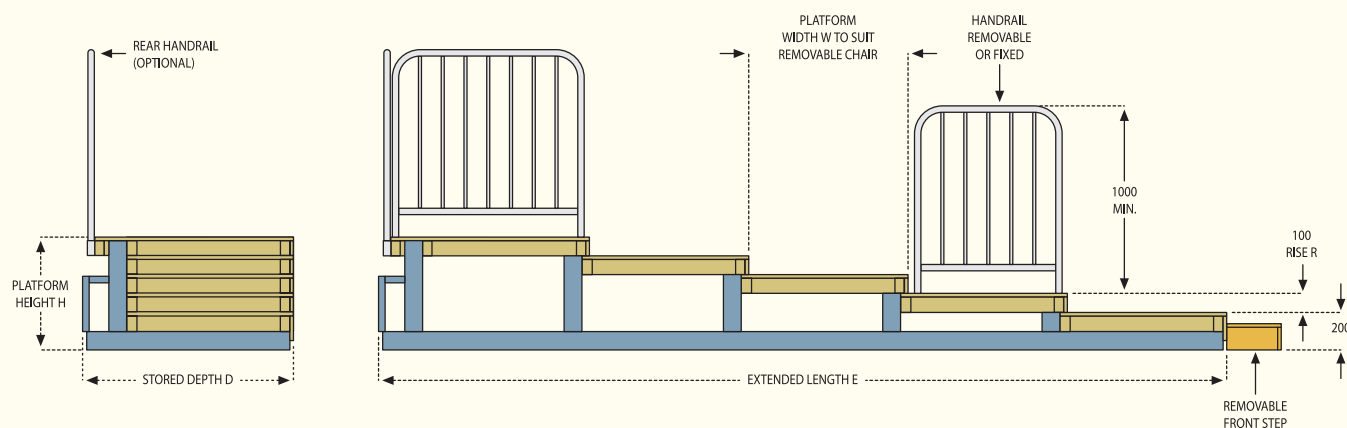
The S100 is designed for auditoriums where there is a height restriction for tiered seating. Removable chairs are used due to the stored height restriction between the platforms. Standard design platform will allow a minimum rise of 150mm. Special design platform will allow a minimum rise of 100mm.



- 1 and 2**
- Carpeted platforms
 - Painted risers - no chairs
 - Fixed unit automatic extension and retraction



S100 Platform Low Rise System



SEATING GALLERY







SEATING GALLERY




Acer Arena (formerly Sydney SuperDome)



SEATING GALLERY





SEATING GALLERY



1 and 2 Canberra Girls' Grammar School



3



4

3 and 4 Sacred Heart College, South Australia

SEATING GALLERY





SEATING GALLERY



Gold Coast Convention Centre



SEATING GALLERY



1



2



3



4



5

- 1 and 2**
Stuartholme High School
Queensland
- 3**
Villanova Performing
Arts Centre
- 4 and 5**
Marryatville
High School
South Australia

SEATING GALLERY



Chisholm College, Western Australia



SEATING GALLERY



1 and 2 Nowra Entertainment Centre, New South Wales



3



4



5

3, 4 and 5
Seymour College
South Australia

SEATING GALLERY



1 and 2 Wollongong University, New South Wales



3 and 4 Danebank, New South Wales


SEATING GALLERY






SEATING GALLERY







SEATING GALLERY









3



4



5

1 and 2
Perth Arena,
Camatic Quantum Seat

3, 4 and 5
Mazenod College,
Victoria,
Sebel Viva Seat with
upholstered insert.
Automatic seat fold.
Total seats: 1,305


SEATING GALLERY



Knox Basketball Stadium, Victoria. Sebel Viva Seat, two units. Total seats: 3,000



SEATING GALLERY




1, 2, 3 and 4 Adelaide University, South Australia



5 and 6 Seating with removable section for wheelchair spacing

SEATING GALLERY



Campbelltown Sports Stadium, South Australia



SEATING GALLERY



UKARIA Cultural Centre, South Asutralia



SEATING GALLERY





1.0 GENERAL DESCRIPTION OF STRUCTURE

- 1.1** The total framing shall be constructed as a braced self-supporting structure. The platforms shall be covered in plywood and operate on a telescopic principle, stacking vertically under one another to cover a minimum floor area when stored. In the extended position, front and rear riser boards shall close in the platform for spectator security and to prevent debris from falling through the platform.
- 1.2** Each row shall open and close in respect to adjacent frames and be permanently interlocked with each other.
- 1.3** Each row shall have mechanical row locks, or be fitted with a system so that any or all rows may be locked open for use.
- 1.4** All sliding parts shall have Teflon rubbing surfaces to eliminate wear and friction between metal surfaces.
- 1.5** Platform support arms shall have a mechanical adjusting device for setting minimum clearances to compensate for minor manufacturing and building variations.
- 1.6** Spacing between adjacent platform sections shall not exceed 30mm.
- 1.7** On fixed units, locating lugs shall be fixed to the rear wall, or floor to secure the units in the working position.

2.0 OPERATIONS

2.1 Transportable Units

- 2.1.2** Shall be provided with sufficient strength and interlocking lugs for safe transport of the units.
- 2.1.3** Shall be transported by means of two trolleys, each with two double tyre swivel castors with non-marking polyurethane wheels. The trolleys shall hydraulically raise the seating units for easy transport.
- 2.1.4** Shall be transported by means of two trolleys, each with turntables and six swivel castors with non-marking polyurethane wheels. The trolleys shall be air operated to raise the seating for easy transport. A small portable air compressor is included to operate the trolleys.

- 2.1.5** Shall be transported by forklift.

2.2 Fixed units motorised operation

Shall be extended and retracted automatically by permanently located drive units fixed under the seating, operated by key-controlled wall panel or removable push-button control pendant.

3.0 PLATFORM CONSTRUCTION

Telescopic retractable platforms shall be designed to withstand the following forces:

- > Live load over the platform area 5kPa.
- > Longitudinal sway parallel to platform 0.35kN.
- > Front to back sway 0.15kN.

Standards

- > All work shall comply with the relevant
- > AUSTRALIAN STANDARDS
- > AS 1170-1 Dead and Live Loads
- > AS 1538 Cold Formed Structures
- > AS 1720-1 Timber Structures
- > AS 4100 Steel Structures
- > AS/NZS 1170.1:2002 Structural Design Actions
- > BCA – Sections C, D, H.

3.1 Main Frame

Shall consist of two frames per length except for long platforms where additional frames are used. The frames shall be permanently interlocked at the top and bottom. The base shall be constructed of cold-formed steel section with integrated interlocking and a latch system as required. Each base shall contain a minimum of four nylon or polyurethane wheels. Number of wheels fitted will vary to suit floor loading constraints. The support structure consists of 65 x 35RHS platform support arms bolted to columns of 95 x 35RHS. The longitudinal platform supports are 75 x 50RHS or selected to suit span.

3.2 Bracing

Shall consist of 35 x 35 tube braces connecting the longitudinal platform members to the main frames to prevent sway.

Note: The steel frames, together with the longitudinal platform supports form a complete structural frame. The strength of the sheathing timber is not taken into consideration when designing the structure.

3.3 Timber

Platforms, front and rear riser boards and seat boards shall be 19mm / 21mm / 25mm. B Bond waterproof B D grade plywood, V-jointed to form a continuous length. Knots to be patched not filled.

- > Ignitability - Index - (0-20) - 14
- > Spread of Flame - Index - (0-10) - 8
- > Heat Evolved - Index - (0-10) - 9
- > Smoke Developed - Index - (0-10) - 2

3.4 Latch Systems

All sections shall be held together by an interlocking latch in the extended position to prevent unwanted movement between rows. This latch must be released before retracting, acting as a safety system to prevent unauthorised use.

3.5 Fastenings

Platforms and riser boards shall be fixed to support structure with self-drilling screws. All bolts shall be zinc plated and provided with shake-proof washers where required.

4.0 WHEEL SYSTEM

4.1 Fixed Wheel System - Nylon

Wheels shall be 100 nominal diameter x 30 wide Nylon for hard floors, wheels shall have a 19 D axle with roller bearings. Bearings will be packed with waterproof grease.

4.2 Fixed Wheel System - Polyurethane

Wheels shall be 100 nominal diameter x 30 wide Polyurethane for softer floors. Wheels shall have a 19 D axle with roller bearings. Bearings will be packed with waterproof grease.

5.0 END & REAR SAFETY RAIL SYSTEM

5.1 Permanently Fixed Handrails

Shall be 33D tube fixed to the platform. The handrails shall retract or extend with the seating unit. Maximum width opening 120mm.

5.2 Removable Handrails

Shall be 33D tube fitted to sockets on the platform. Handrails are removed before retracting seating unit. Maximum width opening 120mm.

6.0 STEPS FOR AISLEWAYS

Aisles may be positioned at any convenient location along the length of the platform. Contact ACROMAT and your local authority for details or regulations.

- 6.1** Steps shall be fixed to the platform or

- 6.2** Steps shall move forward when seating unit is retracted to present a uniform front face in the retracted position or

- 6.3** Steps shall be recessed into the platform to provide an equal going and rise.

6.4 Step Nosing

1. Shall consist of an Aluminium section VA 1498 single square kg/m .378 P160 with a black synthetic cork insert.
2. Shall consist of 20mm x 20mm of Aluminium angle with a ribbed pattern on the top edge. Colour - Natural.
3. Glow tread fitted to Aluminium step nosing.

7.0 FINISHES

- 7.1.1** All steelwork shall be thoroughly cleaned, primed and finished with black industrial lacquer. Or

- 7.1.2** All steelwork will be hot dipped galvanised to Australian Standards AS/NZS 4680 1999

- 7.2.1** All timber which is not carpeted shall be sanded, sealed & covered with 3 coats of clear urethane or a solid colour. Or

7.2.2 All timber shall be sanded, sealed and covered with one coat of AV Syntec concrete base coat, 2 coats of Rebound Synpave, non slip top coat and 2 coats of clear urethane sealer. Or

7.2.3 All timber shall be waterproof Plywood flooring with a phenolic non-slip film "Koskicrown or similar". All edges will be coated with a water proof oil-based stain.

7.3.1 Bolts, nuts and fittings shall be zinc plated to prevent oxidization. Or

7.3.2 Bolts, nuts and fittings shall be hot dipped galvanised. Or

7.4 All surface corners and edges shall be free from burrs or protrusions.

7.5 CARPETS

7.5.1 Non Woven

- > Name – "Images" Autex Carpets or similar
- > Fibre – Polypropylene UV stabilised, Anti Static
- > Weight 1200gms, Fire Retardant backing
- > Fire Rating – Conform to AS1530P11
- > Ignitability 16, Spread of Flame 0, Heat Evolved 0, Smoke Developed 4.

7.5.2 Carpet is Godfrey Hurst "Kingsgate Heather" or similar.

- > Level loop pile
- > 100% wool
- > 1360gms per sq. metre
- > Fire Rating – Ignitability 15, Spread of Flame 0, Heat Evolved 1, Smoke Developed 4.

7.5.3 Carpet is Godfrey Hurst "Kingsgate Town" or similar.

- > Level loop pile
- > 90% Wool, 10% Nylon
- > 1360gms per sq. metre
- > Fire Rating – Ignitability 15, Spread of Flame 0, Heat Evolved 1, Smoke Developed 4.

7.5.4 Carpet underlay shall be Dunlop Ultralay 11, double bond system, density 175 g/m3, thickness 5.0mm + 0.3

ACCESSORIES

8.0 Audience Control Systems

8.1 Aisle Lights

Aisle lights shall be fitted to each step and each riser. Aisle lights shall be 12 volt 5 watt 2000 hr, powered by a 240 volt AC transformer.

8.2 Row Numbers or Letters

Fitted to platform riser, letters or numbers shall be white on a black background 45mm high.

8.3 Seat Numbers

Seat numbers shall be black numbers on a white background and fixed to the front top of the backrest or a position easily seen from the front of the seat.

9.0 CLOSURE PANELS

9.1 Back Panels

Back panels will be fixed permanently to the rear of the seating units. Panel will be made of 12mm plywood painted clear urethane or solid colour.

9.2.1 Side Panels – Removable

Side panels are made from a 6mm Plywood fastened to a lightweight steel frame. The panels have hooks which fit over the bottom rail of the handrail. Panels are connected with each other to form a continuous wall. The panels are painted a solid colour or can be covered in special fabric.

9.2.2 Side panels are made from 100% black woollen fabric, Macquarie "Integrity". Each panel hooks onto the handrails or under the platform and overlaps to give a continuous covering.

Fabric Flammability Specifications

- > Ignitability 11
- > Spread of Flame 0
- > Heat Evolved 0
- > Smoke Developed 4.

9.3 Side Panels - Retractable



Side panels are made from 6mm plywood fastened to a lightweight steel frame. The panels are attached permanently to the underside of each platform and retract automatically when the seating unit is operated.

10.0 Platform Cover Strips

Provided to cover clearances between seating units, fixed floors, mobile stair units and seating units.

10.1 Running Boards

A hard surface placed under the wheel system to reduce rolling loads on carpet and soft surfaces. Made from 12mm ply, sanded and sealed with three coats of clear urethane. Each panel is approx. 1200 long fitted with interlocking lugs. The panels are required to be laid, interlocked in front of the wheels each time the seating is extended. When the seating is retracted the panels are removed and stored.



1 Aisle lights, Row letters

2 Seat numbers

3 Gap covers between units

4 Running boards for soft surfaces

SEAT SPECIFICATIONS

S10 SERIES

Type 11 raised timber bench seat

Construction

The seat is made from 19mm plywood with a depth of 250mm and raised approximately 100mm off the platform.

Type 12 continuous cushion bench seat

Construction

The bench consists of 45mm thick high density foam covered with a soft vinyl or woollen fabric.

Type 13 contoured timber bench seat

Construction

The bench is moulded from high density fibreboard with a depth of 290mm and raised approx. 100mm off the platform. The bench is finished with a hard wearing solid colour paint.

S20 SERIES

Type 21 continuous cushioned bench seat with backrest

The type 21 seat allows medium comfort and provides maximum seating spaces on your platforms.

Construction

The bench consists of 45mm thick high density foam on the seat and 35mm thick foam on the backrest. Both seat and backrest are covered with soft vinyl or woollen fabric.

Type 22, 23A, 23B

The seat and backrest are moulded high density polyethylene.

- > Seats are single
- > Seat backs fold automatically
- > Finish of seat frame is powder coat textured black.

Type 22

The Acromat type 22 seat is comfortable, low cost and simple in design. The minimum seat centres for this chair are 460mm. Minimum standard platform rise is 315mm.

Construction

The seat and backrest are moulded high density polyethylene.

Type 23A seat upholstered inserts

The Acromat type 23A seat is fitted with an upholstered seat & back insert to increase comfort & seating time. The minimum seat centres for this chair are 460mm. Minimum standard rise is 315mm.

Construction

The seat and backrest are moulded high density polyethylene. The inserts are woollen fabric over a 20mm foam covered timber backing, fastened to the plastic moulding.

Type 23B seat fully upholstered

The Acromat type 23B seat is a fully upholstered seat and back with thicker padding and increased comfort. The minimum seat centres for this chair are 460mm. Minimum standard platform rise is 315mm.

Construction

The seat and backrest consist of a high density polyethylene moulded shell with 20mm thick foam glued to the front surfaces and covered with a woollen fabric. The seat and back covers are fitted with zips for removal & cleaning.

S60 SERIES

Type 61, 62A, 62B, 63A, 63B, 64

- > Chairs are ganged in threes & twos.
- > The chair seat tilts to increase access.
- > A foot-controlled mechanism allows the seat to fold into the stored position.
- > Finish of chair frame is powder coat textured black.

Type 61 seat

The Acromat type 61 seat is a comfortable sports stadium/assembly hall type seat without armrests. The minimum seat centres for this chair is 460mm. Minimum standard platform rise required is 280mm.

Construction

The seat and backrest are moulded high density polyethylene.

Type 62A seat upholstered insert

The Acromat type 62A seat is fitted with an upholstered seat & back insert to increase comfort & seating time. The minimum seat centres for this chair is 460mm. Minimum standard platform rise is 280mm.

Construction

The seat and backrest are moulded high density polyethylene. The inserts are woollen fabric over a 20mm foam covered timber backing, fastened to the plastic mouldings.

Type 62B seat fully upholstered

The Acromat type 62B seat is a fully upholstered seat and back with thicker padding and increased comfort. The minimum seat centre for this chair is 460mm. Minimum standard platform rise is 280mm.

Construction

The seat and backrest consist of a high density polyethylene moulded shell with 20mm thick foam glued to the front surfaces and covered with a woollen fabric. The seat and back covers are fitted with zips for removal and cleaning.

Type 63A seat upholstered insert with armrests

Similar construction to seat type 62A. Fitted with moulded armrest with or without a fabric-covered insert. The minimum seat centres for this chair is 500mm. Minimum standard platform rise is 280mm.

Type 63B seat fully upholstered with armrests

Similar construction to seat type 62B. Fitted with moulded armrest with or without fabric-covered insert. The minimum seat centres for this chair is 500mm. Minimum standard platform rise is 280mm.

Type 64 seat fully upholstered theatre-style seat & backrest with upholstered armrest

The Acromat type 64 seat is a comfortable lecture-room or theatre-type seat with armrests. The minimum seat centres for this chair is 500mm. Minimum standard platform rise required is 290mm.

Construction

The backrest consists of a high density polyethylene moulded shell with 20mm polyurethane foam glued to the front surface and fully covered with a woollen fabric. The seat is contoured laminated timber, covered with 35mm polyurethane foam and fully covered with a woollen fabric. The seat and back covers are fitted with zips for removal and cleaning.

Operation and Features

- > Chairs will be ganged in threes and twos.
- > The chair seat tilts to increase access.
- > A foot-controlled mechanism allows the seat to fold into the stored position.
- > Finish of chair frame is powder coat textured black.
- > To reduce weight, a gas strut is installed to counterbalance the seat when folding to the stored position.

Acromat type 65 seat

The Acromat Type 65 seat is of generous proportions, and very comfortable. The Type 65 seat has a tall back and thick cushion seat. The minimum seat centres for this chair is 580. Minimum standard rise is 310mm. Minimum standard platform depth is 1000mm.

Construction

The backrest is constructed of high strength steel frame with deep contoured urethane foam, covered with the laminated fabric extending over a foam-covered back. The seat frame is totally encased with a thick urethane foam. The fabric cover has a zip closure if a new cover is required.

Operation and Features

- > Chairs will be ganged in threes and twos.
- > The backrest folds backwards for storage.
- > Finish of chair frame is powder coated textured black.

Acromat type 66 seat

The Acromat type 66 seat is an upmarket luxurious theatre-style seat with armrests. The type 66 seat has a tall backrest and thick cushion seat. The minimum seat centres for this chair is 535mm. Minimum standard rise is 352mm. Minimum standard platform width is 1000mm.

Construction

The backrest consists of laminated timber with 35mm polyurethane foam and fully covered with a woollen fabric. The cover is produced with a panel style to define the shape. The seat is moulded foam over a steel frame and covered with a woollen fabric. The seat and back covers are fitted with zips for removal and cleaning.

Operation and Features

- > Chairs will be ganged in threes and twos.
- > The chair tilts automatically to increase access.
- > A foot-controlled mechanism allows the seat to fold into the stored position.
- > Finish of chair frame is powder coat textured black.
- > To reduce weight a gas strut is installed to counterbalance the seat when folding to the stored position.

Writing Tablets


Writing tablets can be added to type 61, 62, 63, 64 and 66 seats. Minimum seat centres with writing tablet 570mm. Minimum standard platform rise is 290mm.

Construction

The writing tablet is attached to the seat support beam. The writing tablet is constructed from plastic or timber with a non-slip writing surface.

Operation

- > Writing tablet moves forwards and back to adjust writing position.
- > When not in use the writing tablet folds away behind the backrest.
- > The writing tablet folds with the seat when platforms are stored.



- 1 Fabric side curtains
- 2 Rear closure panel
- 3 Air-lift trolleys
- 4 and 5 Handrail trolleys
- 6, 7 and 8 Mobile stairs in various positions and retracted
- 9 Hydraulic lifting trolley



HOW TO ESTIMATE SEATING CAPACITY

Allow approx. 15% reduction in seat quantity for aisleways.
Check local regulations for access requirements.

This chart is a guide only based on 460mm per seat without armrest.

Acromat has found that some degree of customisation is usually necessary to suit individual building requirements and seating layouts.

Please contact Acromat Head Office for detailed layouts and confirmation of seat quantities.

	Length of Row	2800	3700	4600	5600	7400	14800	29500	36800
	Seats per Row	6 Seats	8 Seats	10 Seats	12 Seats	16 Seats	32 Seats	64 Seats	80 Seats
Number of Rows	3	18	24	30	36	48	96	192	240
	4	24	32	40	48	64	128	256	320
	5	30	40	50	60	80	160	320	400
	6	36	48	60	72	96	192	384	480
	7	42	56	70	84	112	224	448	560
	8	48	64	80	96	128	256	512	640
	9	-	72	90	108	144	288	576	720
	10	-	80	100	120	160	320	640	800
	11	-	88	110	132	176	352	704	880
	12	-	96	120	144	192	384	768	960
	15	-	-	-	180	240	480	960	1200
	20	-	-	-	240	320	640	1280	1600
	25	-	-	-	-	-	800	1600	2000
	30	-	-	-	-	-	960	1920	2400

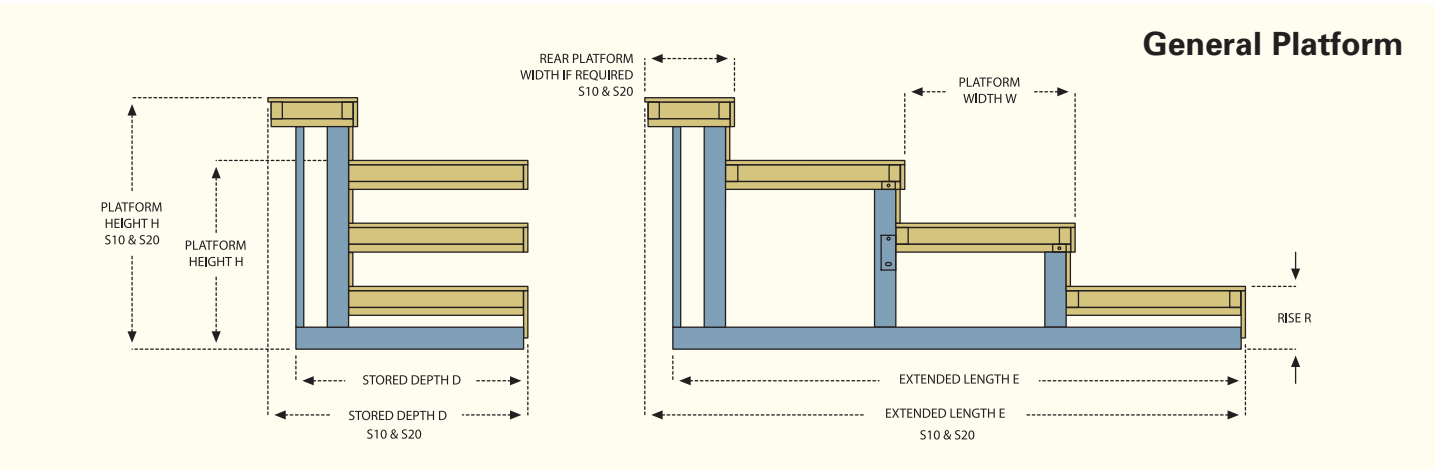
STANDARD DIMENSIONS FOR ESTIMATING

Mobile units - H may vary to suit trolley system

Add stored height of selected seat for overall height.

R and W may change depending on chair selection, site lines and seating comfort.

No. of Seat Rows	S10 W=760 D=1160		S20 W=840 D=1350		S60 W=840 D=1095		S80 W=1680 D=1935		S100 W=840 D=1095	R=100 Row 1 Rise=200
	E	H	E	H	E	H	E	H	E	H
3	1920	840	2180	945	2774	840	-	-	2774	400
4	2680	1120	3020	1260	3614	1120	3614	620	3614	500
5	3440	1400	3860	1575	4454	1400	-	-	4454	600
6	4200	1680	4700	1890	5294	1680	5294	930	5294	700
7	4960	1960	5540	2205	6134	1960	-	-	6134	800
8	5720	2240	6380	2520	6974	2240	6974	1240	6974	900
9	6480	2520	7220	2835	7814	2520	-	-	7814	1000
10	7240	2800	8060	3150	8654	2800	8654	1550	8654	1100
11	8000	3080	8900	3465	9494	3080	-	-	9494	1200
12	8760	3360	9740	3780	10334	3360	10334	1860	10334	1300
15	11040	4200	12260	4095	12854	4200	-	-	12854	1600
20	14840	5600	16460	4410	17054	5600	17054	2170	17054	2100
25	18640	7000	20660	4725	21254	7000	-	-	21254	2600
30	22440	8400	24860	5040	25454	8400	25454	2480	25454	3100



SEATING - FIXED PLATFORMS

Acromat can provide fixed tiered seating.


Choose from timber platforms with no seats or Acromat's S20, S60 range of seats.

Dimensions and specifications are similar to Acromat's retractable seating.



1 and 2
Continuous timber
platforms with clear
urethane finish

SEATS & BENCHES WALL-MOUNTED



Acromat have a range of wall mounted benches and seats suitable for gymnasium walls, assembly halls and theatres.

Benches are available in lengths up to 1200mm long and finished with clear urethane, solid paint colour or carpet.

Seats are available as singles, doubles, triples or combinations.

Choose seats from Acromat's S60 range Type 61, 62a or 62b.

SH-5 **Seat – Bench – Wall-Fixed – Folding**

- > Bench 19mm ply
- > Bench depth – 250mm
- > Finish timber – clear urethane
- > Finish steel – textured black

SH-7 **Seat – Bench – Upholstered – Wall-Fixed – folding**

- > Bench 19mm ply
- > Bench depth – 250mm
- > Upholstered – vinyl
- > Upholstered thickness – 40mm
- > Finish steel – textured black

SH-20 **Seat – Series 60 – Wall-Fixed**

- > 1, 2 or 3 seat modules
- > Seat and back – moulded plastic
- > Finish steel – textured black
(options – fully upholstered / upholstered insert)




1
Wall mounted bench
Folds down to store

2
Wall mounted bench
- carpet covered

3
Wall mounted seat
- Type 61

4
Wall mounted seat
- Type 61 folded
Shown in stored position



Folding Legs

- > Each module shall be 1200 long x 1200 wide high, minimum height 350mm, maximum height 1000mm. Folded height 115mm.
- > Each module shall consist of a 35 x 35 x 2 RHS tubular steel frame with a 15mm or 19mm thick EWP pinus plywood top which shall be fastened to the frame with self-drilling screws.
- > The legs fold flat for ease of storage and will lock in position when the stage is in use.
- > The steel frame shall have interlocking lugs, 2 on the long sides and 1 on each of the short sides. These lugs will hold the modules in place when used as a stage.
- > The modular stage shall be designed for load rating of 7.5k pa.

- > All steel surfaces shall be painted black over a self-etching primer and all removable bolts shall be zinc plated. The plywood top shall have a clear polyurethane, solid colour or carpet finish.

Removable Legs

- > Each module shall be 1200 long x 1200 wide, minimum height 150mm, maximum height 1000mm.
- > Each module shall consist of a 35 x 35 x 2 RHS tubular steel frame with a 15mm or 19mm thick EWP pinus plywood top which shall be fastened to the frame with self-drilling screws.
- > The legs shall be of 42mm diameter tube positioned in each corner to minimize obstruction when the modules are used as tables and can be detachable for delivery. Each leg shall have a non-marking rubber foot


fixed to the bottom of the leg. The legs shall be held in place by means of a locking screw.

- > The steel frame shall have interlocking lugs, 2 on the long sides and 1 on each of the short sides. These lugs will hold the modules in place when used as a stage.
- > The modular stage shall be designed for load rating of 7.5k pa.

- > All steel surfaces shall be painted black over a self-etching primer and all removable bolts shall be zinc plated. The plywood top shall have a non-slip surface.

Optional Items


- > Carpeted
- > Stairs
- > Fabric skirting/curtains
- > Trolleys
- > Adjustable height legs



2



5



7



8



9

Planning Service

Acromat will be pleased to provide drawings and accurate costing.

For Acromat to provide this no-obligation service we require the details of your present or proposed facility.

Please forward to Acromat:

- > Anticipated patterns of usage
- > Desired stage shape
- > Drawings of building
 - floor plan of area
 - internal wall elevations
 - section of floor, walls and ceiling
- > Your selection of stage system
- > Your specific stage requirements, options of accessories (eg. stairs, side curtains, covering, finishes and handrails).

1
Modular stage with stairs and fabric skirting/curtains

2
Assembly of stage

3 & 4
Modular tiered stage with and without stairs plus fabric skirting/curtains

5
Underside of modular stage with removable legs

6
Stage trolley

7
Stairs extension to disability access ramp

8 & 9
Disability access ramp with and without railing installed

ROLL - OUT STAGES

- > Stores under an existing stage
- > Motorised or manual operation
- > Increases existing stage area
- > Surface finish designed to match the existing stage.

Planning Service

Acromat will be pleased to provide drawings and accurate costing.

For Acromat to provide this no-obligation service we require the details of your present or proposed facility.

Please forward to Acromat:


- > Anticipated patterns of usage
- > Desired stage shape
- > Drawings of building
 - floor plan of area
 - internal wall elevations
 - section of floor, walls and ceiling
- > Your selection of stage system
- > Your specific stage requirements, options of accessories (eg. stairs, side curtains, covering, finishes and handrails).



1, 2 and 3
Motorised roll out
stage - stored within
Height 500mm
Timber finish, clear
urethane



- > The platforms and support structure concertina to allow the stage area to store in 25% of the original space.
- > Retractable stages are manufactured to suit customer's sizes and heights.
- > The platforms are made from 19mm ply and finished with clear urethane.
- > Stages can be manually operated or fitted with motors to automatically open and close the platforms.
- > Heights of stages can be made from 350mm to 1000mm.



Planning Service

Acromat will be pleased to provide drawings and accurate costing.

For Acromat to provide this no-obligation service we require the details of your present or proposed facility.

Please forward to Acromat:

- > Anticipated patterns of usage
- > Desired stage shape
- > Drawings of building
 - floor plan of area
 - internal wall elevations
 - section of floor, walls and ceiling
- > Your selection of stage system
- > Your specific stage requirements, options of accessories (eg. stairs, side curtains, covering, finishes and handrails).



5, 6 and 7
Motorised retractable folding stage - fixed within wall
Height 350mm
Timber finish, clear urethane

8
Disability access ramp with and without railing installed

MOBILE UNDER-STAGE STORAGE TROLLEY

- > Stores under fixed stage
- > Custom designed to suit your building
- > Stores - sports equipment, chairs, theatre props
- > Motorised or manual operation
- > Gates can be added for easy access
- > Steel construction, 19mm Plywood floor and 100mm diameter non marking wheels.


Planning Service

Acromat will be pleased to provide drawings and accurate costing.

For Acromat to provide this no-obligation service we require the details of your present or proposed facility.

Please forward to Acromat:

- > Anticipated patterns of usage
- > Desired stage shape
- > Drawings of building
 - floor plan of area
 - internal wall elevations
 - section of floor, walls and ceiling
- > Your selection of stage system
- > Your specific stage requirements, options of accessories (eg. stairs, side curtains, covering, finishes and handrails).



1, 2 and 3

Motorised storage trolley – Height 600mm,
Width 1,500mm, Depth 6,000mm
Steel welded frame with 19mm ply base

Head Office

Acromat

25 Manchester Street
Mile End South
South Australia 5031
Phone: + 61 8 8352 2288
Fax: + 61 8 8352 7053
Free Call 1800 808 451
Email: acromat@acromat.com.au
Internet: www.acromat.com.au

Branch Offices

Acromat Victoria

Phone: (03) 9764 1300
Fax: (03) 9764 2805

Acromat New South Wales

Phone: (02) 9580 4466
Fax: (02) 9580 2257



Official Provider of Gymnastics
Equipment to the Sydney 2000
Olympic Games



Official Supplier 1994 World
Gymnastic Championships



Manufacturer of F.I.G.
Approved Apparatus



Official Provider of
Gymnastics Equipment
to the Melbourne 2006
Commonwealth Games

ACROMAT.

Gymnastic Equipment,
Games and Sporting Equipment,
Retractable Tiered Seating.
Designed and Manufactured in Australia.